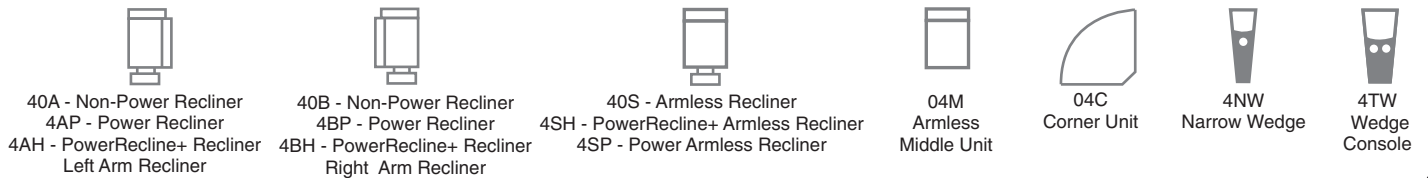


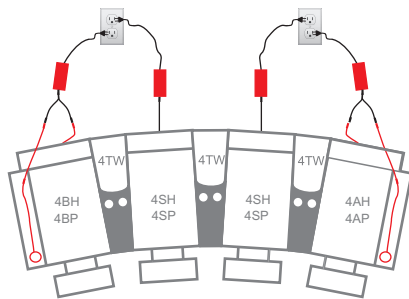
# LA-Z-BOY®

## Power Sectional Wiring Diagrams and Optional Y-Cable Solutions

### PRODUCT DEFINITIONS

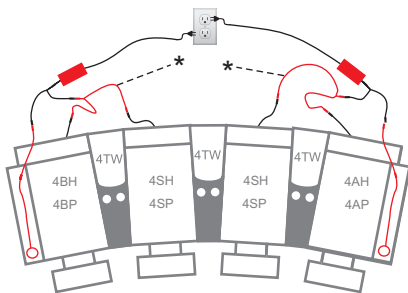


### STANDARD



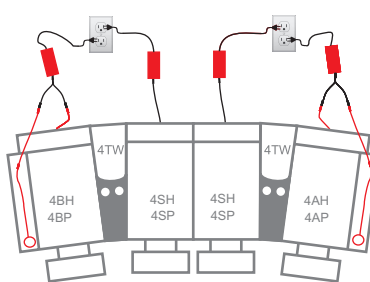
Four outlet plugs are necessary for this configuration.

### OPTIONAL Y-CABLES



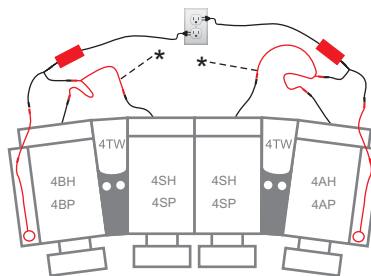
\* Two outlet plugs are necessary for this configuration, using two optional Y-cables.

### STANDARD



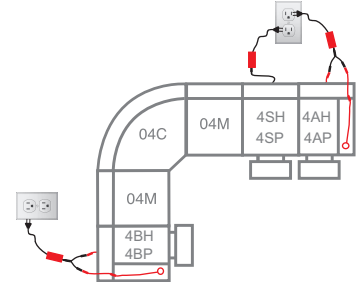
Four outlet plugs are necessary for this configuration.

### OPTIONAL Y-CABLES



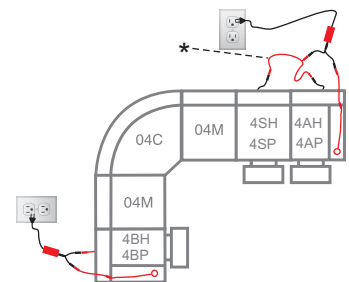
\* Two outlet plugs are necessary for this configuration, using two optional Y-cables.

### STANDARD



Three outlet plugs are necessary for this configuration.

### OPTIONAL Y-CABLES



\* Two outlet plugs are necessary for this configuration using one optional Y-cable.

\* An optional 7-foot Y-Cable (**Part Number 10.000025**) can be purchased to reduce the number of power outlets needed to operate a power sectional. Optional Y-Cables can be purchased from your La-Z-Boy Dealer or by calling La-Z-Boy Comfort Care at 855-COMFORT or 855-802-6636.

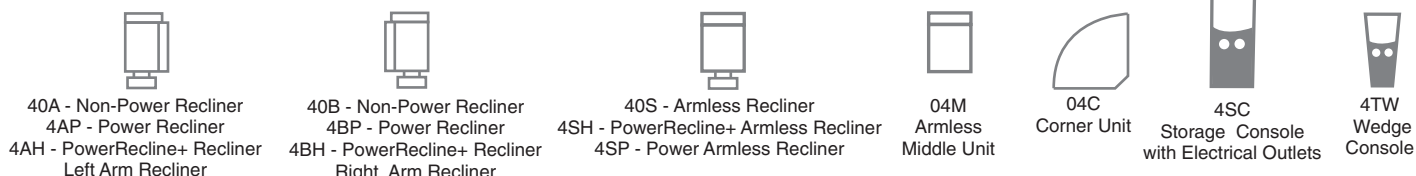


**DANGER**

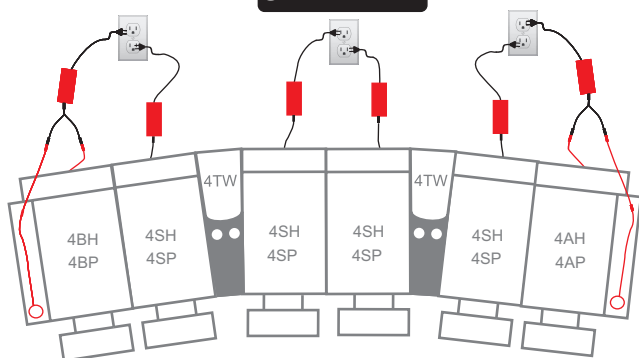
To reduce the risk of electric shock, serious injury or death, plug directly into a wall outlet. DO NOT USE an extension cord, adapter or surge protector.

# Configurations Requiring Additional Outlets\*\*

## PRODUCT DEFINITIONS

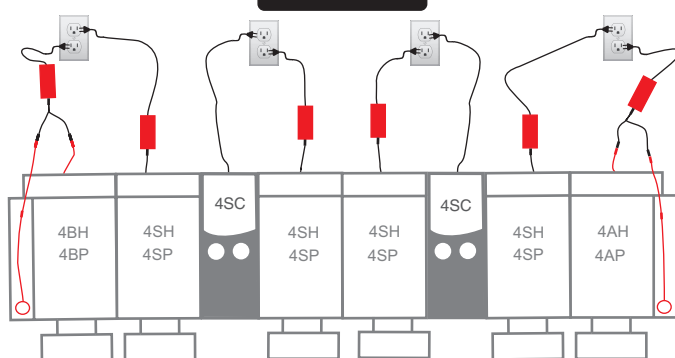


### STANDARD



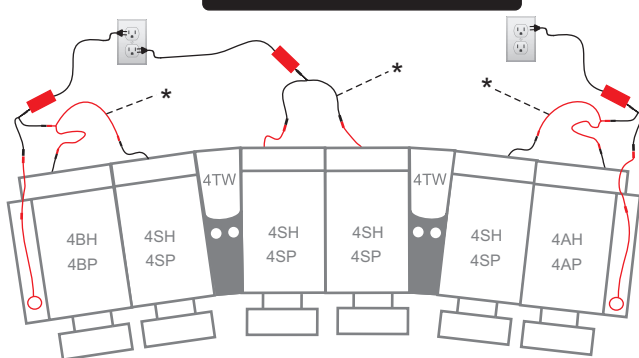
Six outlet plugs are necessary for this configuration.

### STANDARD



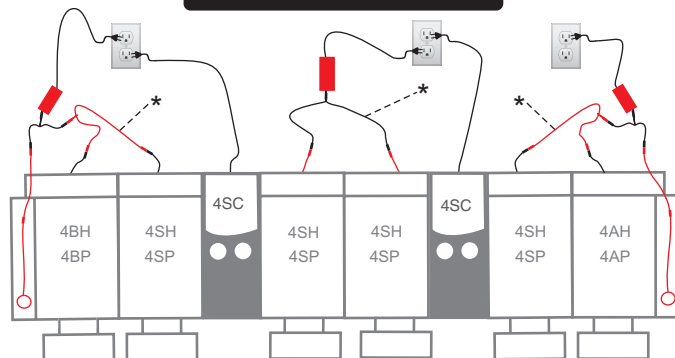
Eight outlet plugs are necessary for this configuration.

### OPTIONAL Y-CABLES



\* Three outlet plugs are necessary for this configuration, using three optional Y-cables.

### OPTIONAL Y-CABLES



\* Five outlet plugs are necessary for this configuration, using three optional Y-cables.

\* An optional 7-foot Y-Cable (**Part Number 10.000025**) can be purchased to reduce the number of power outlets needed to operate a power sectional. Optional Y-Cables can be purchased from your La-Z-Boy Dealer or by calling La-Z-Boy Comfort Care at 855-COMFORT or 855-802-6636.

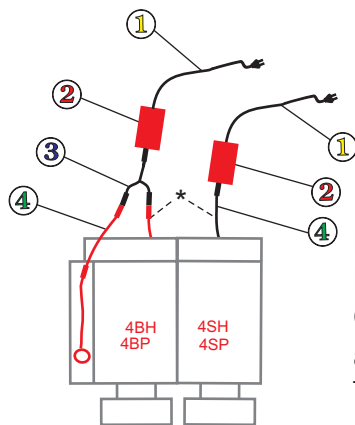
\*\* Additional outlets may be required for some La-Z-Boy Power Sectional configurations. Contact a qualified electrician to install additional outlets. Do not use an extension cord, adapter or surge protector.



**DANGER**

To reduce the risk of electric shock, serious injury or death, plug directly into a wall outlet. DO NOT USE an extension cord, adapter, or surge protector.

# Wiring Components: La-Z-Time Motion Modulares



**Power La-Z-Time unit with Power Headrest and Lumbar and a Lighted Cup Holder wiring contents include:** a power cord, power supply and Y-cable. The cup holder cable and motor cable are found at the rear of the unit.

## Wiring Assembly Illustration for Units with Lighted Cup Holders

Power Cord




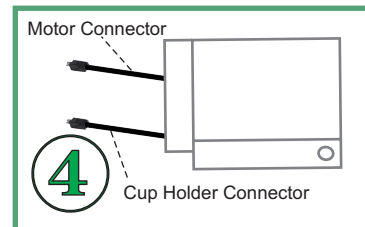
Power Supply



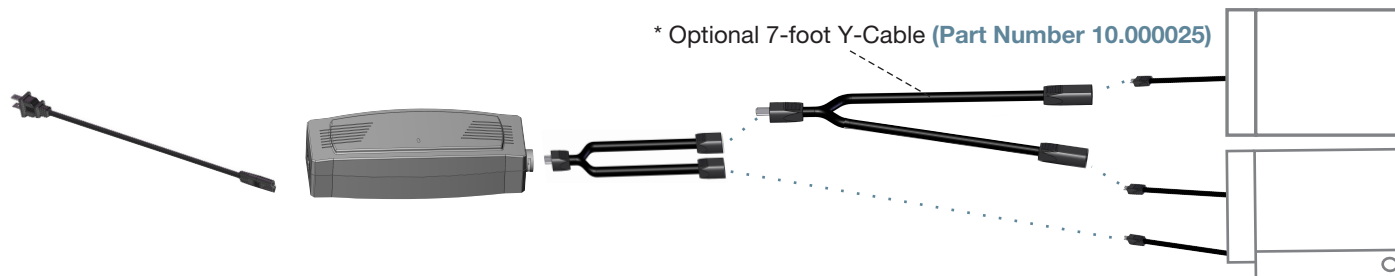
Y-Cable



Cup Holder & Motor Connectors



## Optional Y-Cable\* Wiring Assembly Illustration



\* An optional 7-foot Y-Cable (Part Number 10.000025) can be purchased to reduce the number of power outlets needed to operate a power sectional. Optional Y-Cables can be purchased from your La-Z-Boy Dealer or by calling La-Z-Boy Comfort Care at 855-COMFORT or 855-802-6636.